



Gelato Case

H46"

RAL 9003

Sides - Front panel - Bottom front grille

Matte finish

Gelato-Pastry



VG RV - VP RV

CE

Image for illustration purposes only - not contractual. The image shown is purely indicative of the finished product with side panels, front panel and bottom front grille installed.

Gelato Case



Technical data UC-B

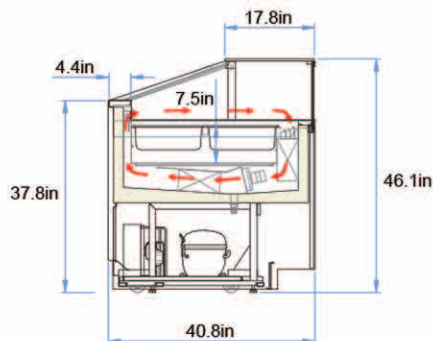
Included: Sides-Front panel-Bottom front grille

Gelato-Pastry		120	170	220
External dimensions (LxDxH) in	H46"	45.5 x 40.8 x 46	65 x 40.8 x 46	84.7 x 40.8 x 46
	H53"	45.5 x 40.8 x 53.2	65 x 40.8 x 53.2	84.7 x 40.8 x 53.2
Weight (net) lbs	H46"	441	640	816
	H53"	463	662	838
Refrigeration		Ventilated		
Defrost		Reverse cycle		
Product temperature °F		3.2 / 14 (Gelato) ; 30.2 / 50 (Pastry)		
Climate class - Operating conditions °F	R290	39.2		
	R452A	39.2		
Electrical data		120	170	220
Models with on-board condensing units - air condensing				
Compressor (Quantity - Type)		1 - Hermetic	2 - Hermetics	
Power supply (V / Ph / Hz)		230 / 1 / 50	230 / 1 / 50	
Refrigerant		R290		
Electrical input (W / A)	nominal	1050 / 5,1	1720 / 2,8	1750 / 2,9
	defrost	1400 / 6,6	2400 / 3,6	2650 / 4,3
Compressor (Quantity - Type)		1 - Hermetic	2 - Hermetics	
Power supply (V / Ph / Hz)		230 / 1 / 50		
Refrigerant		R452A		
Electrical input (W / A)	nominal	1050 / 5,1	1720 / 2,8	1750 / 2,9
	defrost	1400 / 6,6	2400 / 3,6	2650 / 4,3

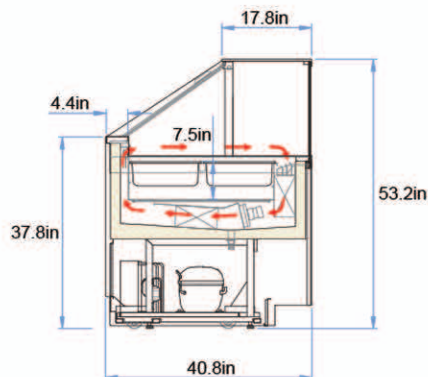
Sections

Included: Sides-Front panel-Bottom front grille

H46"





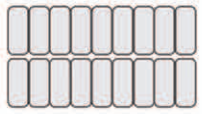














H53"






Gelato Case



Setup Ice cream containers (optionals)

Gelato	120	170	220
(L x W x H) 5 lt. 14.2 x 6.5 x 4.8 (in) 	 12	 18	 24
5 lt. 14.2 x 9.9 x 3.2 (in)  10 lt. 14.2 x 9.9 x 4.8 (in) 	 8	 12	 16
Ice cream stick 14.2 x 9.9 x 1.7 (in) 	 8	 12	 16
Single portions 14.2 x 9.9 x 1.7 (in) 	 8	 12	 16

Setup Pastry tray (optionals)

Pastry	120	170	220
(LxD) in	 41.2 x 28.4	 60.7 x 28.1	 80.2 x 28.1

Gelato Case

Technical plan

Gelato-Pastry

120

170

220

